



# Vertical Shaft Impact Crusher Model V75



## PRODUCER BENEFITS

- Cubical particle shape
- Gradation control
- Simple maintenance
- High product yield
- Non-plugging crushing chamber
- High fracture percentage
- Variable reduction ratios
- Heavy duty design ra nueva

PARAMETERS	MODEL 75
Maximum Feed Size Longest Dimensions	1.-1/2"/38 mm
Maximum Input Capacity T.P.H. Depending on Feed Size	75
Maximum Impeller R.P.M. Depending on Feed Size and Internal Configuration	2600
Table Diameter	18"/457 mm



1-360-571-7703



sales@actechmfg.com  
actechmfg.com

WWW.ACTECHMFG.COM



# STANDARD FEATURES

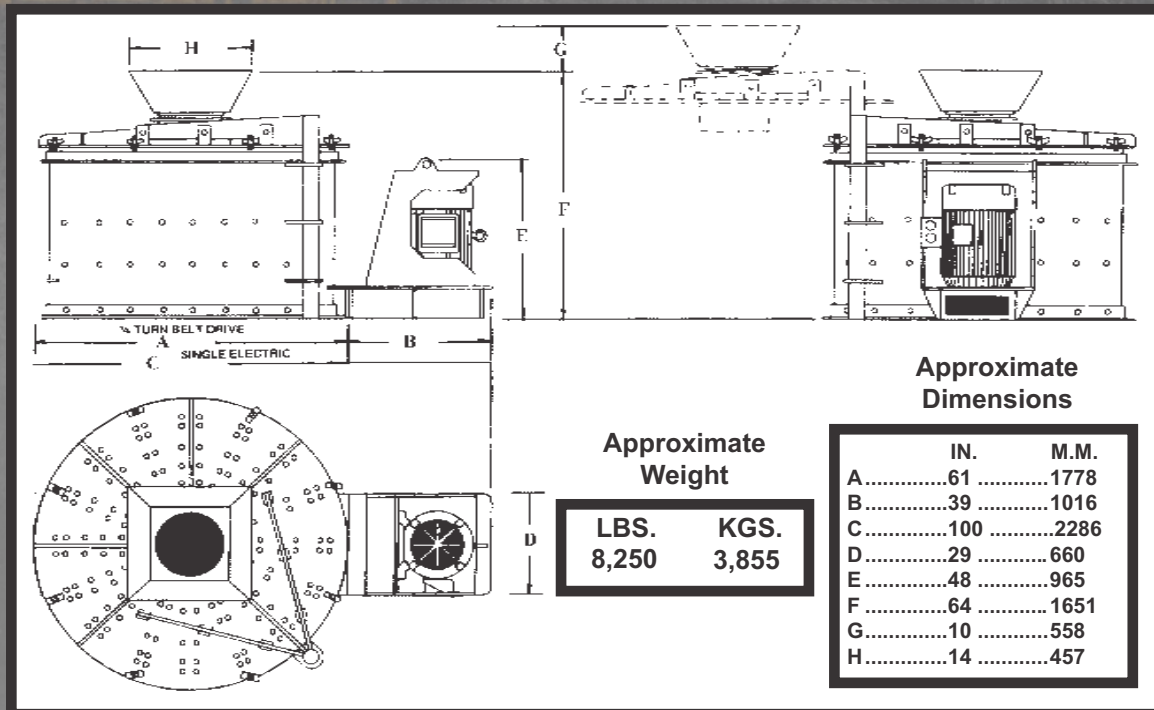


- Modular oil lube system
- Externally adjustable feed tube system
- Unitized construction
- Cast lid and tunnel liners
- One piece tub and shroud liners
- Motor mount and adjustable take-ups
- V-belt drive
- Heavy duty pedestal drive with double self-aligning spherical roller bearings
- 3, 4, and 5-Shoe tables
- One year manufacturers warranty
- Options include dust control systems, jib crane (parts hoist), portable or stationary, electric or diesel drives

## OPTIONAL FEATURES

- Hydraulic Lid Lifter

**ALL SPECIFICATIONS ARE SUBJECT TO CHANGE WITHOUT NOTICE**



1-360-571-7703



sales@actechmfg.com

actechmfg.com

WWW.ACTECHMFG.COM